



Content report from 19 May 2014



1.	Summary and KPI overview	1
2.	Overview	3
3.	Content in Europeana by Country TOP 15	3
4.	Content in Europeana by Data Provider TOP 15	5
5.	Content in Europeana by Copyright Status for the Rights Labelling Campaign	7
6.	Content in Europeana by Type: focus on provision of direct links to the media files	9
7.	Content in Europeana by Type: focus on reusable content and provision of direct links to the media files	11
8.	Data provided in EDM to Europeana by Data Provider	13
9.	Geodata in Europeana by Data Provider TOP 30	15

1. Summary and KPI overview

	KPI end 2014	May 2014	On track
Metadata records in Europeana	33.000.000	33,863,531	
Downloadable digital objects with direct links	30%	Between 25% and 55% depending on method of calculation	
Increase in number of digital objects with proper rights statement in metadata	100%	86%	
Number of metadata records provided in EDM	10,000,000	10,134,605	
Increase in number of digital objects with geo-location data	25%	24%	
Reduction in number of dysfunctional links	2%	<i>It remains impossible for now to report on this KPI reliably.</i>	
Number of digital objects labelled under open licenses (PD/CC0/CC-BY/CC-BY-SA)	11,000,000	10,024,669	
Increase in number of digital objects with previews following the minimum technical quality	85%	<i>It remains impossible for now to report on this KPI reliably.</i>	



Highlights after May 2014 publication

	<ul style="list-style-type: none">• The KPI of 10,000,000 records provided in EDM to Europeana was achieved this month. More providers now provide data in EDM which leads to more structured and rich data. This is for instance the case of The European Library, pursuing with the migration all its collections to EDM. This month, the data provided by The French National Library – Gallica – was migrated to EDM; this represents an amount of 2 million records being now provided as EDM.• More data were submitted with references to open linked data ontologies, which improves multilinguality and search on the portal. The AAT ontology is now well represented (around 100,000 indexed records), local vocabularies for project are used (Partage Plus, Europeana Fashion, Collections 1914-1918, EuropeanaPhotography).• The focus on data quality is being picked up. This month duplicates were removed from the Linked Heritage project. Some collections from Culture Grid were also rerouted to the AthenaPlus project.
	<ul style="list-style-type: none">• The Rights Labelling end game progresses well, but still nearly 5 million records have no rights label. Still on track for KPI.• It remains impossible for now to calculate the amount of broken links and thumbnails reliably. The content checker first needs to be developed to give us an accurate view.



2. Overview

Currently Europeanana.eu features content from 36 countries in 30 languages across 2,300 data providers. In total there are **33,863,531** objects available in Europeanana.eu, which is in line with 2014's goal of making 33 million digital objects available through Europeanana. Europeanana will work to maintain this figure throughout 2014. Several partners have submitted new or updated metadata to Europeanana in the last month, including OpenUp!, AthenaPlus, Partage Plus, Europeanana Inside, Europeanana Creative, Europeanana Cloud, Europeanana Fashion, Europeanana 1914-1918, Europeanana Collections 1914-1918, EFG - The European Film Gateway, CARARE, and EuropeananaPhotography.

In line with the Europeanana Foundations business plan 2014 and working towards its strategic plan 2015-2020, Europeanana is working on improving the richness and the quality of the metadata present in the Europeanana repository. This is being achieved by asking Europeanana's partners to review the presence, quality and consistency of metadata fields, such as the description, title, date (created or issued), coverage (spatial or temporal). In addition to this Europeanana is focusing on increasing the number of digital objects labelled with rights statements that enable reuse, and also on the provision of direct links to media files of high quality.

3. Content in Europeanana by Country TOP 15

Looking at the country division of metadata throughout the **33,863,531** digital objects available in Europeanana.eu, the contribution by country is now more equally distributed across the partners. Germany, France, the Netherlands, Spain, Sweden, Italy and United Kingdom provided the majority of the content in Europeanana.eu. Countries contributing less than one per cent of the content are Greece, Czech Republic, Estonia, Portugal, Slovenia, Switzerland, Slovakia, Lithuania, Luxembourg, Israel, Malta, Russia, Bulgaria, Romania, Latvia, Turkey, Serbia, Cyprus, Croatia, Iceland, and Ukraine.

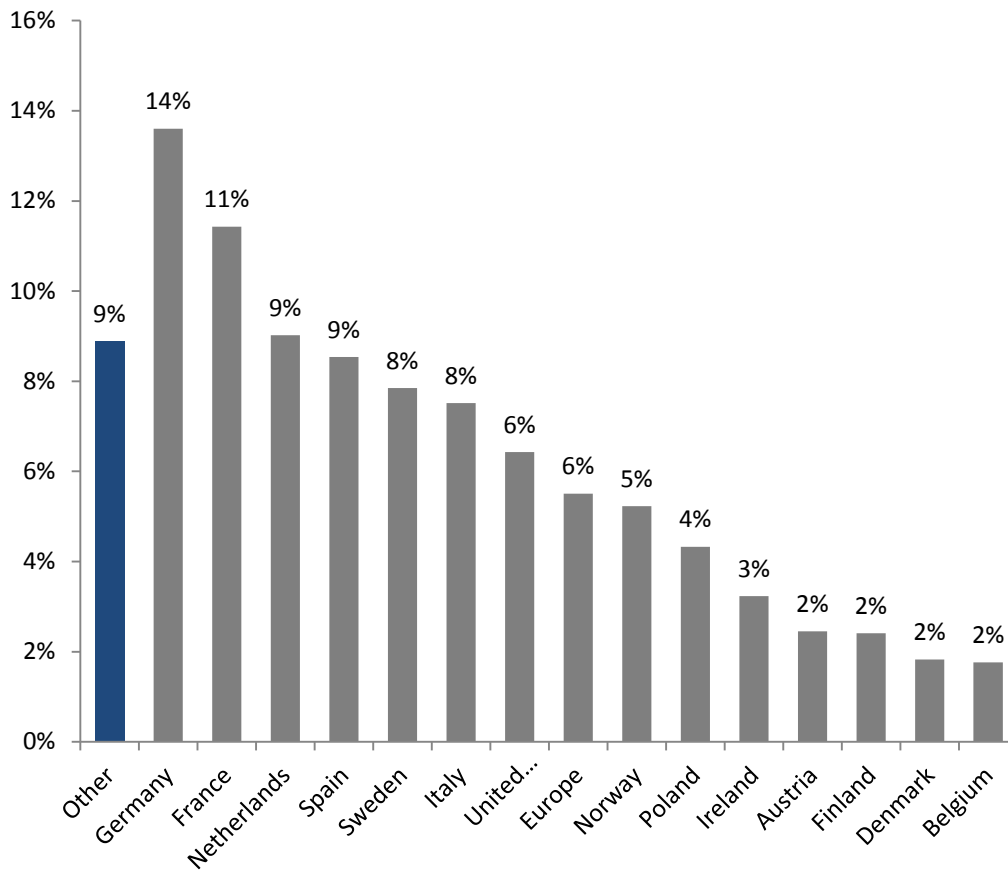


Figure 1: Europeana TOP 15 by Country

Country	Total May 2014	Percentage	Difference with April 2014 publication
Other	3,006,170	8.88%	65,414
Germany	4,606,390	13.60%	887
France	3,870,728	11.43%	309,422
Netherlands	3,054,156	9.02%	66,796
Spain	2,890,715	8.54%	10,668
Sweden	2,658,805	7.85%	94,650
Italy	2,546,056	7.52%	135,761
United Kingdom	2,176,362	6.43%	-6,324
Europe	1,864,572	5.51%	8,984
Norway	1,769,831	5.23%	16,499
Poland	1,465,496	4.33%	214
Ireland	1,093,836	3.23%	836
Austria	830,079	2.45%	114,225
Finland	815,375	2.41%	30,326
Denmark	618,951	1.83%	-43,472
Belgium	596,009	1.76%	14,154
Total	33,863,531		784,289



4. Content in Europeana by Data Provider TOP 15

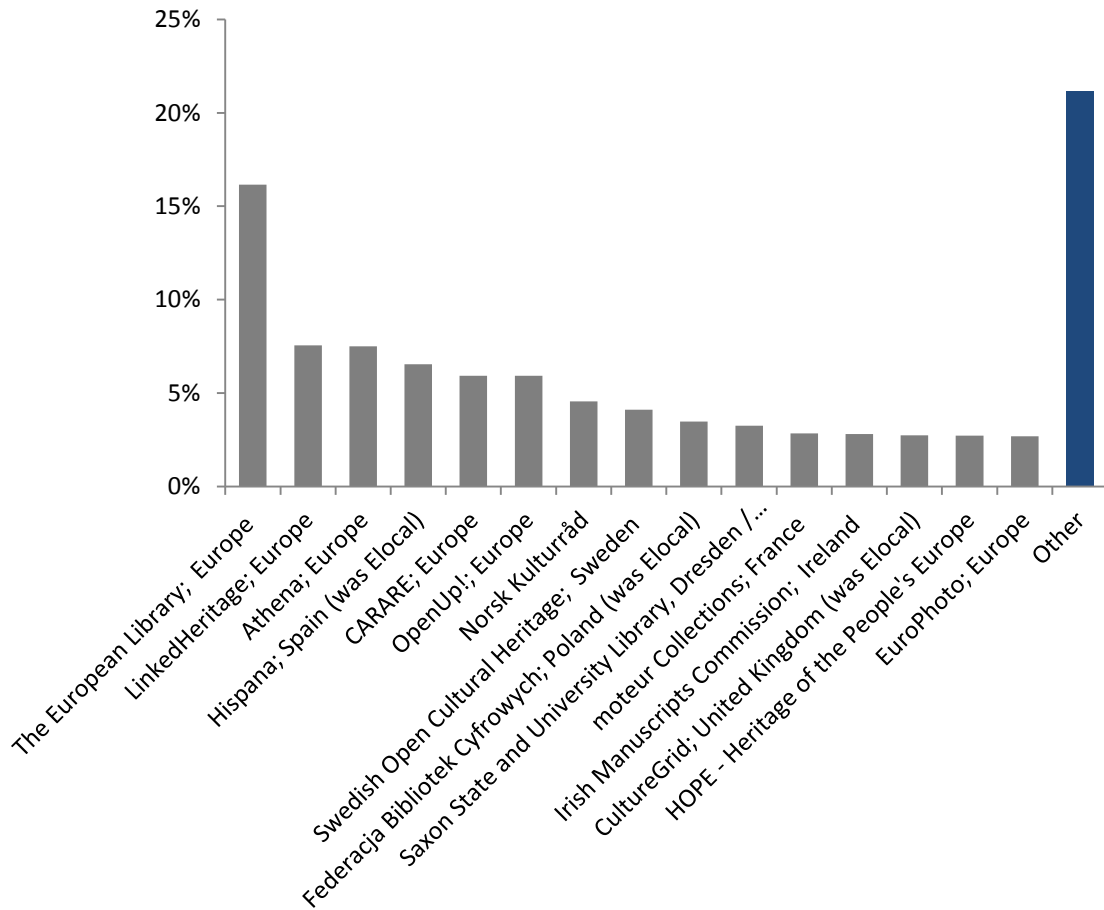


Figure 2: Europeana Content by Data Provider TOP 15



Data Provider	Total May 2014	Percentage	Difference with April 2014 publication
The European Library; Europe	5,473,316	16%	520,071
LinkedHeritage; Europe	2,559,929	8%	-51,239
Athena; Europe	2,543,384	8%	0
Hispana; Spain (was Elocal)	2,218,389	7%	0
CARARE; Europe	2,005,868	6%	750
OpenUp!; Europe	2,004,501	6%	100,089
Norsk Kulturråd	1,544,857	5%	0
Swedish Open Cultural Heritage; Sweden	1,391,713	4%	0
Federacja Bibliotek Cyfrowych; Poland (was Elocal)	1,179,249	3%	0
Saxon State and University Library, Dresden / Deutsche Fotothek; Germany	1,104,117	3%	0
moteur Collections; France	961,310	3%	0
Irish Manuscripts Commission; Ireland	951,140	3%	620
CultureGrid; United Kingdom (was Elocal)	929,269	3%	-13,510
HOPE - Heritage of the People's Europe	918,748	3%	0
EuroPhoto; Europe	908,797	3%	0
Other	7,168,944	21%	227,508
Total	33,863,531		784,289



5. Content in Europeana by Copyright Status for the Rights Labelling Campaign

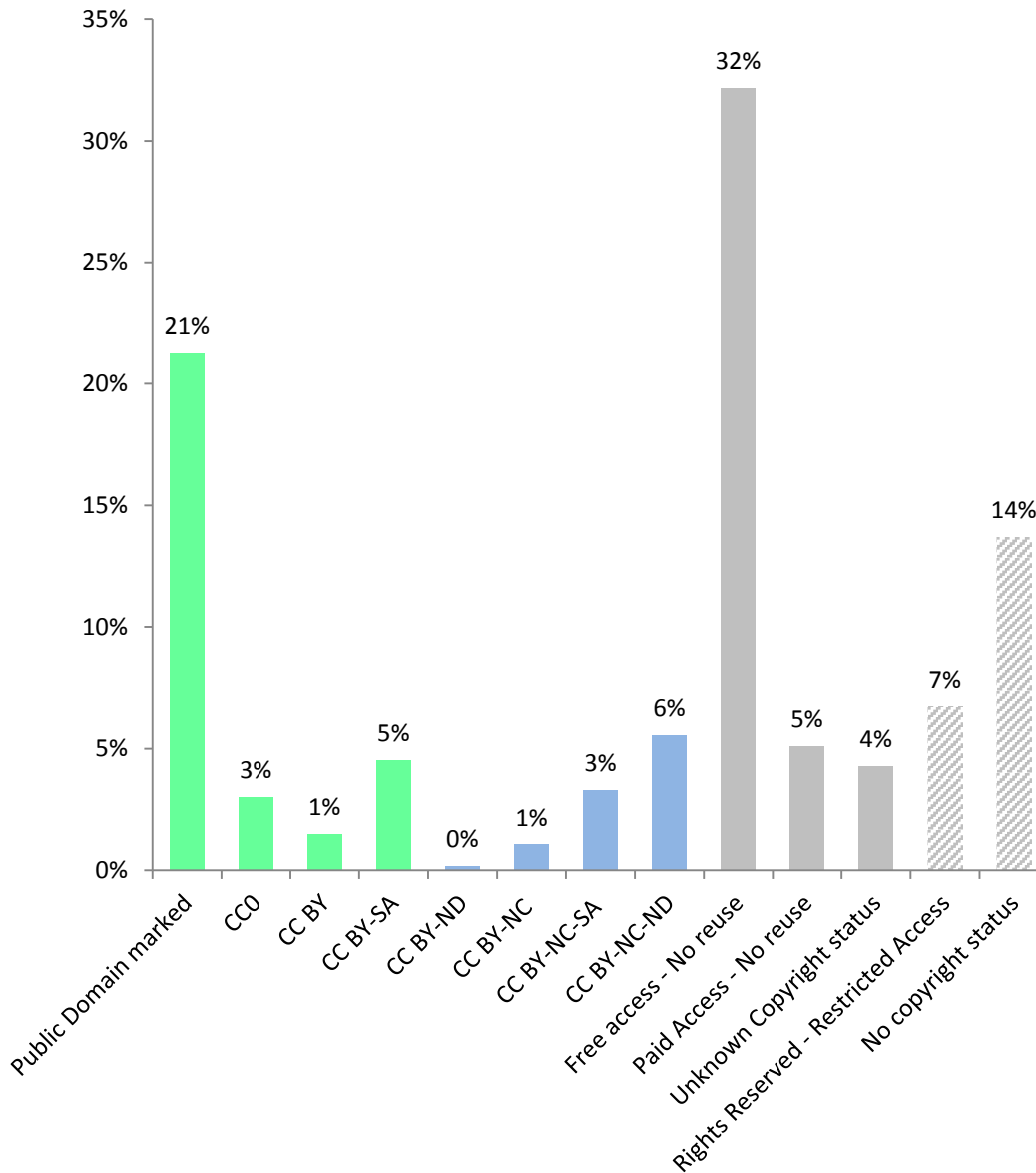
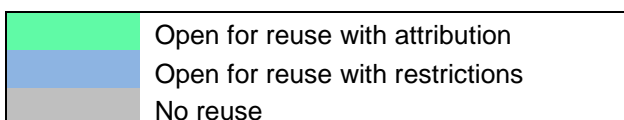


Figure 3: Europeana Content by Copyright Status





	KPI end 2014	April 2014	May 2014	On track
Number of digital objects labelled under open licenses (PD/CC0/CC-BY/CC-BY-SA)	11.000.000	9,618,452	10,024,669	
Increase in number of digital objects with proper rights statement in metadata	100%	86%	86%	

Rights statement	Total May 2014	Percentage	Difference with April 2014 publication
Open for reuse (with attribution)			
Public Domain marked	7,031,522	21%	425,831
CC0	995,593	3%	4,583
CC BY	495,285	1%	585
CC BY-SA	1,502,269	5%	-24,782
Subtotal	10,024,669	30%	406,217
Open for reuse with restrictions			
CC BY-ND	59,914	0%	4,000
CC BY-NC	347,598	1%	32
CC BY-NC-SA	1,092,154	3%	108,348
CC BY-NC-ND	1,834,330	6%	47,817
Subtotal	2,926,484	9%	160,197
No reuse			
Free access - No reuse	10,646,649	32%	178,372
Paid Access - No reuse	1,689,333	5%	124,814
Unknown Copyright status	1,412,911	4%	-50,484
Rights Reserved - Restricted Access	2,224,803	7%	-730
No copyright status	4,531,170	14%	-34,097
Subtotal	9,858,217	30%	217,875
Total	33,079,242		784,289



6. Content in Europaena by Type: focus on provision of direct links to the media files

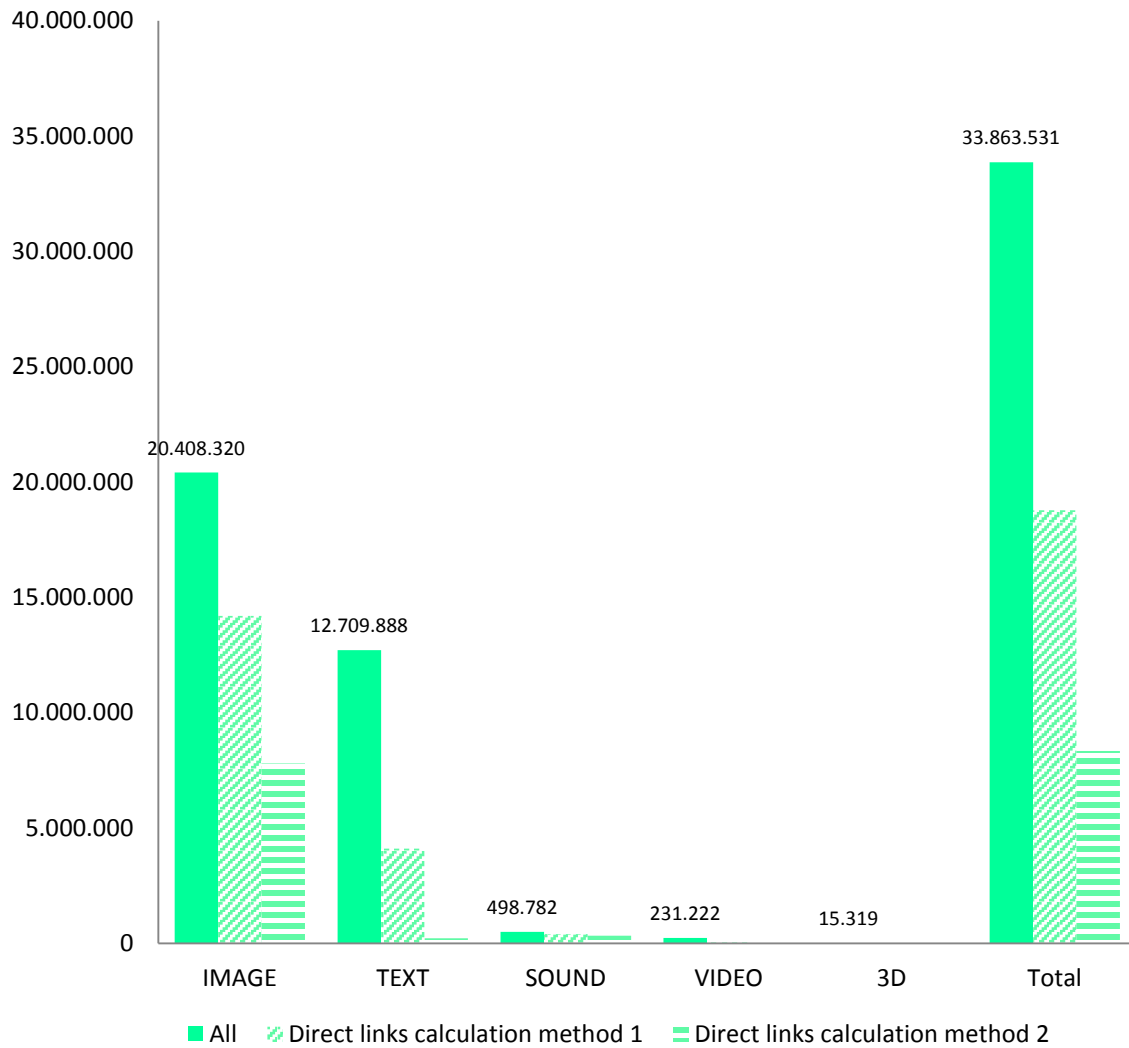


Figure 4: Europaena Content by Type: focus on provision of direct links to the media files. See explanations in the text for the two calculations methods.

	KPI end 2014	April 2014	April 2014	On track
Downloadable digital objects with direct links	30%	Between 25% and 62% depending on method of calculation	Between 25% and 55% depending on method of calculation	



	IMAGE	TEXT	SOUND	VIDEO	3D	Total
All	20,408,320	12,709,888	498,782	231,222	15,319	33,863,531
Direct links (calculation method 1)	14,201,742	4,108,586	397,454	55,262	15,141	18,778,185
	70%	32%	80%	24%	99%	55%
Direct links (calculation method 2)	7,791,252	218,101	325,631	3,629	398	8,339,011
	38%	2%	65%	2%	3%	25%

N.B. methodology for calculation

Method 1: the total amount of records considered as being provided with a direct link is the number of records for which a value was provided as `edm:isShownBy`, which is supposed to be a web view of the provided digital object. Please note that all links provided as `edm:isShownBy` are direct links to media files, so this method yields an overestimated number of direct links to media files.

Method 2: the total amount of records considered as being provided with a direct link is the number of records for which a value was provided as `edm:isShownBy` and for which the value provided as `edm:isShownBy` ends with a specified string representing the potential extension of the media file. For IMAGE type, the checked extensions are `jpg/jpeg/png`; for TEXT type, the checked extension is `pdf`; for SOUND type, the checked extensions are `flac/mp3`; for VIDEO type, the checked extension is `mp4`; for 3D type, the checked extension is `pdf`. Please note that not only links ending with these patterns are direct links, so this method yields an underestimated number of direct links to media files.

Both methods also don't take into account media files linked directly via `edm:object` as it is currently being done by the Rijksmuseum.

The correct figures are considered to be lower than those obtained by method 1 and higher than those obtained by method 2. The current development of a media file checker will in the future enable us to give more precise and exact figures.



7. Content in Europeana by Type: focus on reusable content and provision of direct links to the media files

	IMAGE	TEXT	SOUND	VIDEO	3D	Total
All	20,408,320	12,709,888	498,782	231,222	15,319	33,863,531
Open for reuse	3,972,262	6,017,105	17,291	4,380	13,631	10,024,669
	19%	47%	3%	2%	89%	30%
Direct links (calculation method 1)	14,201,742	4,108,586	397,454	55,262	15,141	18,778,185
	70%	32%	80%	24%	99%	55%
Direct links (calculation method 2)	7,791,252	218,101	325,631	3,629	398	8,339,011
	38%	2%	65%	2%	3%	25%
Open for reuse with direct links (calculation method 1)	3,025,129	1,255,737	12,420	2,256	13,620	4,309,162
	15%	10%	2%	1%	89%	13%
Open for reuse with direct links (calculation method 2)	1,311,448	54,619	9,189	1,635	3	1,376,894
	6%	0%	2%	1%	0%	4%

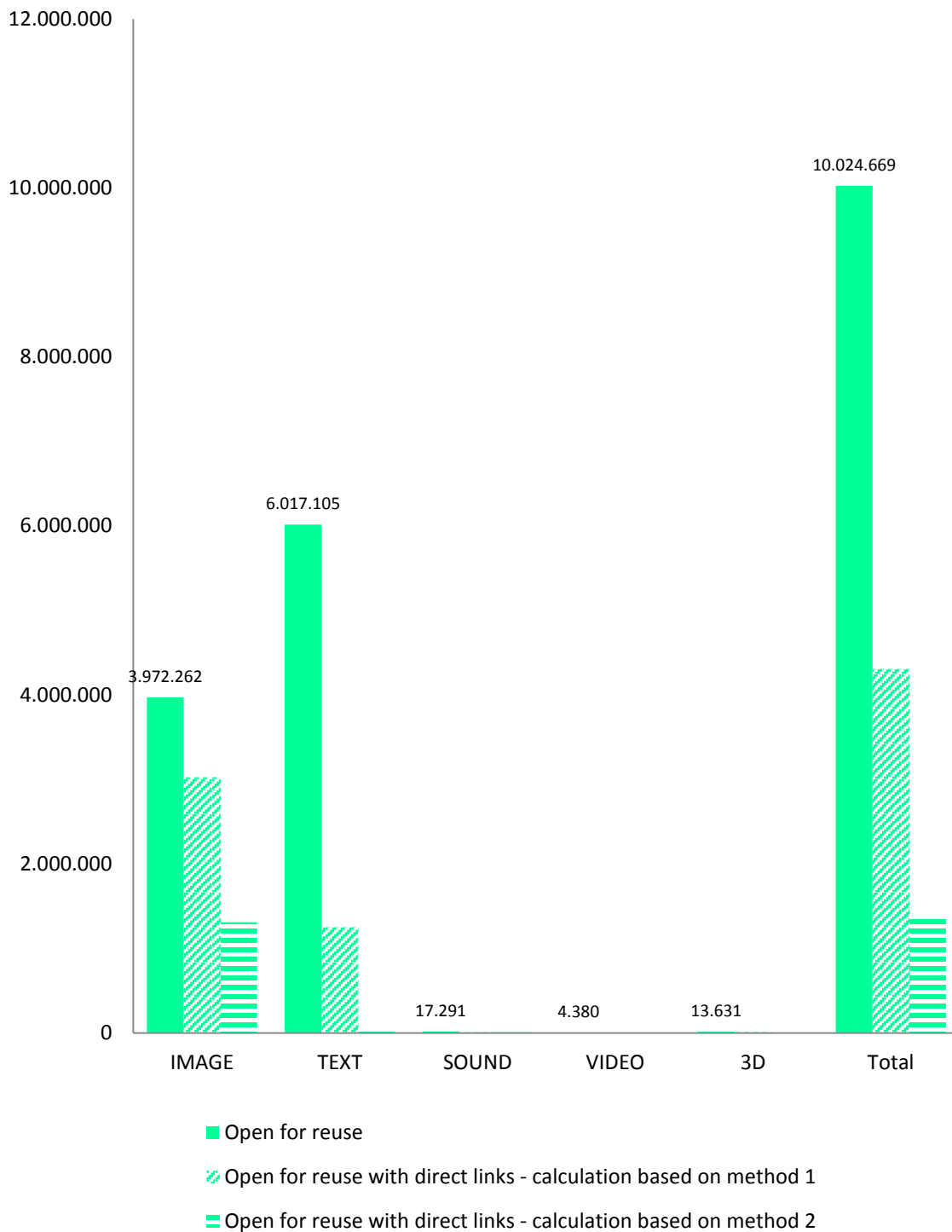


Figure 5: *Europeana Content by Type: focus on reusable content and provision of direct links to the media files*

N.B. the methodology for calculation is the same as described in the previous section



8. Data provided in EDM to Europeana by Data Provider

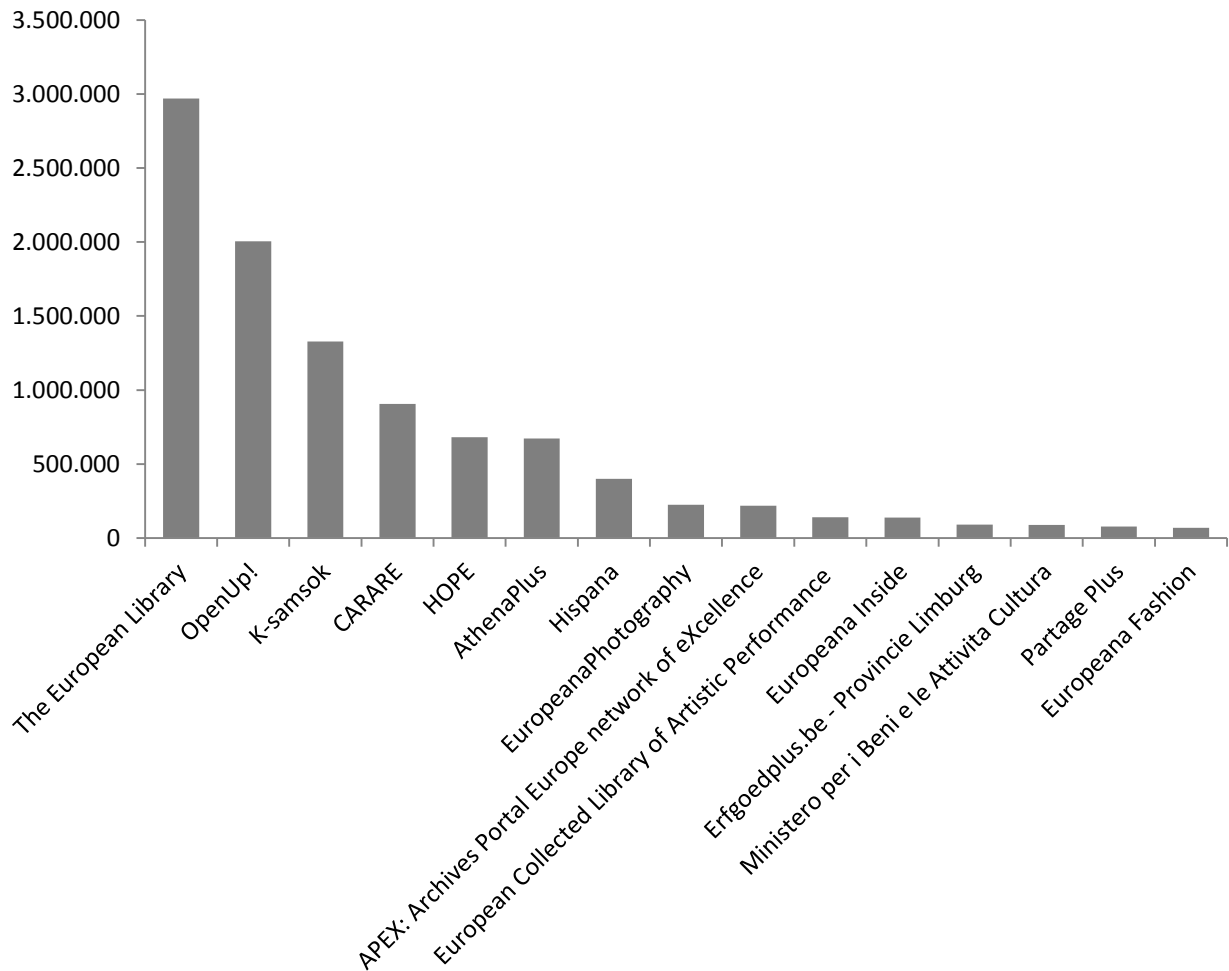


Figure 6: Data provided in EDM to Europeana by Data Provider TOP 15

	KPI end 2014	April 2014	May 2014	On track
Number of metadata records provided in EDM	10,000,000	7,498,386	10,134,605	



Data Provider	Amount of records provided in EDM
The European Library	2,968,239
OpenUp!	2,004,501
K-samsok	1,328,955
CARARE	907,315
HOPE	681,524
AthenaPlus	673,386
Hispana	399,521
EuropeanaPhotography	224,108
APEX: Archives Portal Europe network of eXcellence	218,041
European Collected Library of Artistic Performance	139,793
Europeana Inside	138,592
Erfgoedplus.be - Provincie Limburg	91,454
Ministero per i Beni e le Attivita Cultura	89,747
Partage Plus	78,175
Europeana Fashion	70,284
European Commision	47,402
Collections Trust	37,924
Judaica Europeana	10,122
Museo Galileo	9,219
First World War Poetry Digital Archive and - The Great War Archive - University of Oxford	6,534
Europeana 1989	5,601
Digitale Collectie	2,507
Deutsche Digitale Bibliothek	1,661
Digitising Contemporary Art	730
Total	10,134,605



9. Geodata in Europeana by Data Provider TOP 30

	KPI end 2014	April 2014	May 2014	On track
Increase in number of digital objects with geo-location data	25%	24%	24%	

Data Provider	All	Geodata	Percentage
www.askaboutireland.ie	3,236	3,236	100%
Deutsche Digitale Bibliothek	1,661	1,661	100%
Helsingin kaupunginkirjasto	97	95	98%
Europeana 1989	5,601	5,383	96%
EuropeanaLocal Romania	8,141	7,676	94%
CARARE	2,005,868	1,795,312	90%
Ontotext	521	430	83%
EFG - The European Film Gateway	593,996	450,193	76%
EUScreen Project	40,384	30,100	75%
Bernstein project: http://www.memoryofpaper.eu	119,961	86,989	73%
eSbirky	2,648	1,785	67%
Hispana	2,218,389	1,435,395	65%
DIZI	7,731	4,994	65%
EuroPhoto	908,797	585,799	64%
Saxon State and University Library, Dresden / Deutsche Fotothek	1,105,198	698,978	63%
ASSETS	128,875	81,305	63%
Регионална библиотека ПЕНЧО СЛАВЕЙКОВ - Варна / Public Library - Varna	35,123	21,432	61%
KAMRA	11,318	6,880	61%
Médiathèque Valais - Martigny	13,022	7,905	61%
Rijksmuseum	111,657	67,525	60%
Fundação Calouste Gulbenkian - Portugal	3,413	1,888	55%
Europeana Inside Sweden	57,349	31,590	55%
MIMO - Musical Instrument Museums Online	46,483	25,548	55%
EuropeanaTravel	7,030	3,858	55%
DK-National Aggregation Service	76,855	41,524	54%
EUInsideDA	81,243	38,763	48%
Norsk Kulturråd	1,544,857	716,877	46%
The Natural Europe Project	14,597	6,288	43%
The Great War Archive, University of Oxford	6,534	2,663	41%
Archives Portal Europe	773,410	281,757	36%
Other	23,929,536	1,765,568	7%
Total	33,863,531	8,209,397	24%