



Europeana – Core Service Platform

MILESTONE

MS7: CONTENT REPORT - APR 2016

Revision	1.0
Date of submission	4 May 2016
Author(s)	Kirsten de Hoog (EF)
Dissemination Level	Public



Co-financed by the European Union
Connecting Europe Facility

REVISION HISTORY AND STATEMENT OF ORIGINALITY

Revision History

Revision No.	Date	Author	Organisation	Description
1	04/05/2016	Kirsten de Hoog	EF	Final draft

Statement of originality:




This deliverable contains original unpublished work except where clearly indicated otherwise. Acknowledgement of previously published material and of the work of others has been made through appropriate citation, quotation or both.



The sole responsibility of this publication lies with the author. The European Union is not responsible for any use that may be made of the information contained therein.

Table of Contents

Summary and KPI overview	4
Overview	5
Content in Europeana by Country Top 15	5
Content in Europeana by Data Provider Top 15	7
Europeana Publishing Framework	9
Content in Europeana by Copyright Status	10
Content in Europeana by Type	12
Geodata in Europeana by Data Provider TOP 30	12

Summary and KPI overview

	KPI DSI-1 (May 2016)	April 2016	On track
Metadata records in Europeana	+ 5 mln (48 mln)	53,104,977	
Increase in number of digital objects with geo-location data	+3 mln (16.5 mln)	18,177,727	
Number of digital objects labelled under rights statements that allow re-use (PDM, CC0, Creative Commons, OOC-NC)	+4 mln (25 mln)	27,961,774	

Highlights in April 2016	
	<ul style="list-style-type: none"> From the 5^h of April 2016 to the 4th of May 2016, 48 datasets were processed, including new collections and updates; the total amount of records increased by 734,650. More than 19,000,000 records are open for re-use without restrictions. Projects like Europeana Sounds, LoCloud, Europeana Food and Drink have continued to provide data to Europeana.
	<ul style="list-style-type: none"> Due to the deployment of new ingestion tools and features, there was some delay in publications

Overview

Currently Europeana.eu features content from 36 countries in 34 languages across 3,500 data providers. In total there are **53,104,977** objects available in Europeana.eu, which is in line with 2015's goal of making 45 million digital objects available through Europeana. Several partners have submitted new or updated metadata to Europeana in the last month, including Archives Portal Europe, Arts Council Norway, AthenaPlus, Digitale Collectie, EAGLE, Europeana Sounds, EUscreenXL, LoCloud, MaNDA, OpenUp!, Slovenski nacionalni agregator e-vsebin, Swedish Open Cultural Heritage, The European Library, Europeana Newspapers.

In line with the Europeana Foundation's business plan 2015 and working towards its strategic plan 2015-2020, Europeana is working on improving the richness and the quality of the metadata present in the Europeana repository. This is being achieved by asking Europeana's partners to review the presence, quality and consistency of metadata fields, such as the description, title, date (created or issued), coverage (spatial or temporal). In addition to this Europeana is focusing on increasing the number of digital objects labelled with rights statements that enable re-use, and also on the provision of direct links to media files of high quality.

Content in Europeana by Country Top 15

Looking at the country division of metadata throughout the **53,104,977** digital objects available in Europeana.eu, the contribution by country is now more equally distributed across the partners. Germany, France, the Netherlands, Spain, Sweden, Italy and United Kingdom provided the majority of the content in Europeana.eu. Countries contributing less than one per cent of the content are Portugal, Slovenia, Switzerland, Slovakia, Lithuania, Luxembourg, Israel, Malta, Russia, Bulgaria, Romania, Latvia, Turkey, Serbia, Cyprus, Croatia, Iceland, United States of America and Ukraine.

	Country	Total April 2016	Percentage	Difference with March 2016
	Other	4912286	9.25%	7697
1	Netherlands	6272981	11.81%	31
2	Germany	5559664	10.47%	-139778
3	France	5311633	10.00%	8790
4	Spain	4720350	8.89%	2896
5	Italy	4532976	8.54%	24368
6	Sweden	4237800	7.98%	2533
7	United Kingdom	3933312	7.41%	277775
8	Norway	3655913	6.88%	245911
9	Austria	2096599	3.95%	5581
10	Poland	2000009	3.77%	2
11	Belgium	1613048	3.04%	251335
12	Denmark	1361713	2.56%	18940
13	Europe	1076007	2.03%	78873
14	Hungary	916613	1.73%	0
15	Finland	904073	1.70%	0
	Total	53,104,977	100.00%	784,954

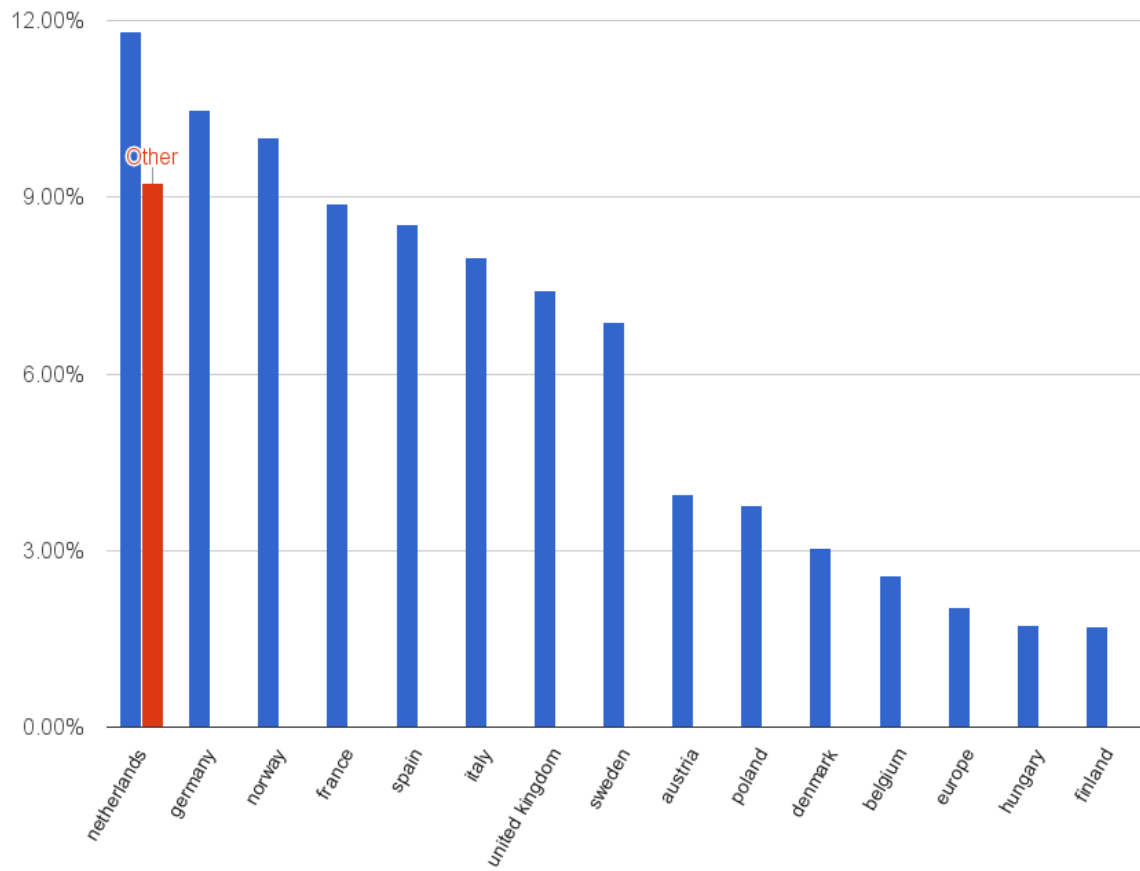


Figure 1. Europeana top 15 by country

Content in Europeana by Data Provider Top 15

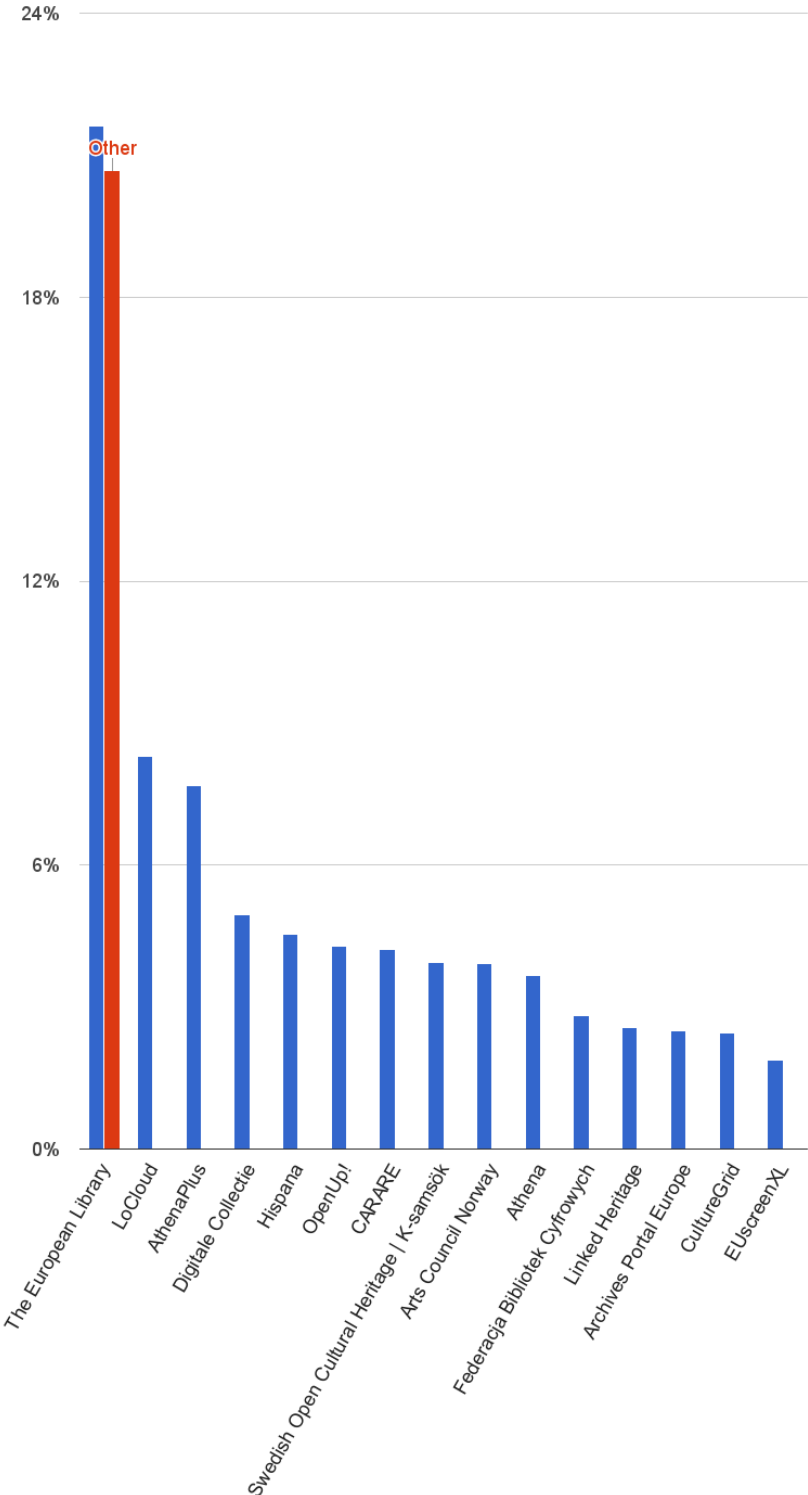


Figure 2. Europeana Content by Data Provider Top 15

Data Provider	Total April 2016	Percentage	Difference with March 2016
The European Library	11475556	22%	3719
LoCloud	4411518	8%	271960
AthenaPlus	4073353	8%	488365
Digitale Collectie	2629852	5%	0
Hispana	2414994	5%	0
OpenUp!	2277006	4%	-85693
CARARE	2239684	4%	0
Swedish Open Cultural Heritage K-samsök	2095360	4%	376
Arts Council Norway	2078050	4%	8790
Athena	1943400	4%	0
Federacja Bibliotek Cyfrowych	1503001	3%	0
Linked Heritage	1361136	3%	0
Archives Portal Europe	1325830	2%	2
CultureGrid	1297065	2%	0
EUscreenXL	1003680	2%	0
Other	10971838	21%	93781
Total	53101323	100%	781,300

Europeana Publishing Framework

Improve data quality: we aim to add at least 2.5 million records to tier 2, 3 or 4 of the Europeana Publishing Framework.

Tier	Total April 2016	Percent	Difference with March 2016
Unrestricted	53,104,926	100,00%	781,248
Tier 1	35,322,322	67%	-583,428
Tier 2	2,829,213	5,33%	-59,538
Tier 3	1,774,171	3,34%	166,734
Tier 4	1,915,870	3,61%	39,600
Tier 2-4	6,519,254	12,28%	146,796

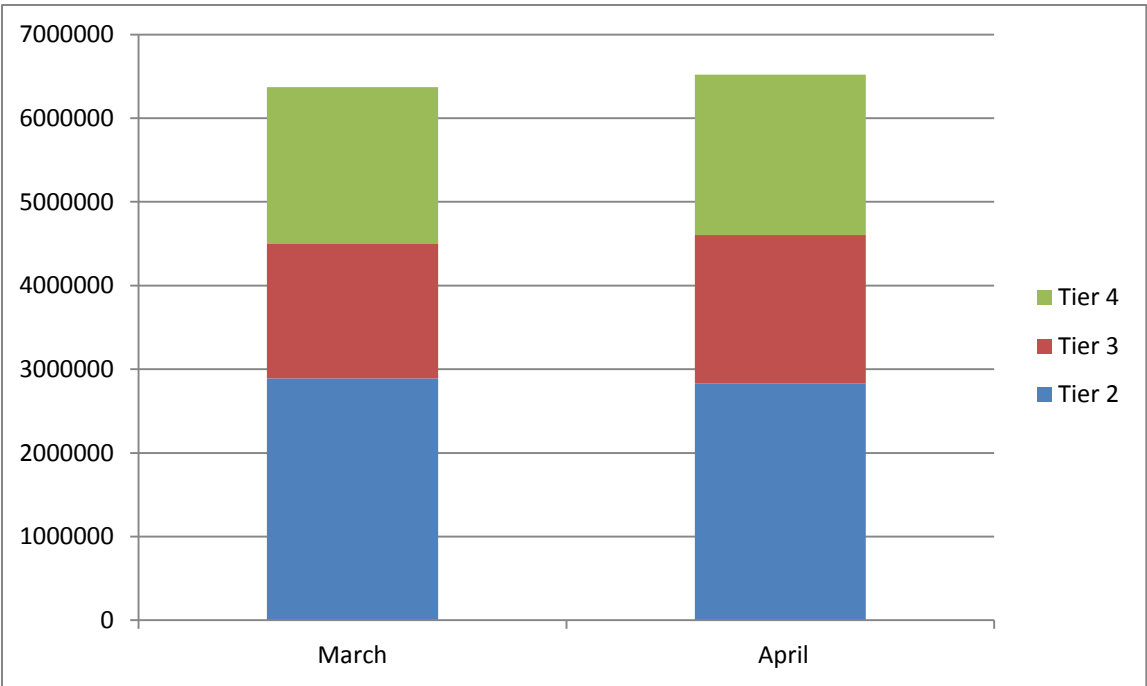


Figure 3. Europeana Content by Europeana Publishing Framework compliance.

Content in Europeana by Copyright Status

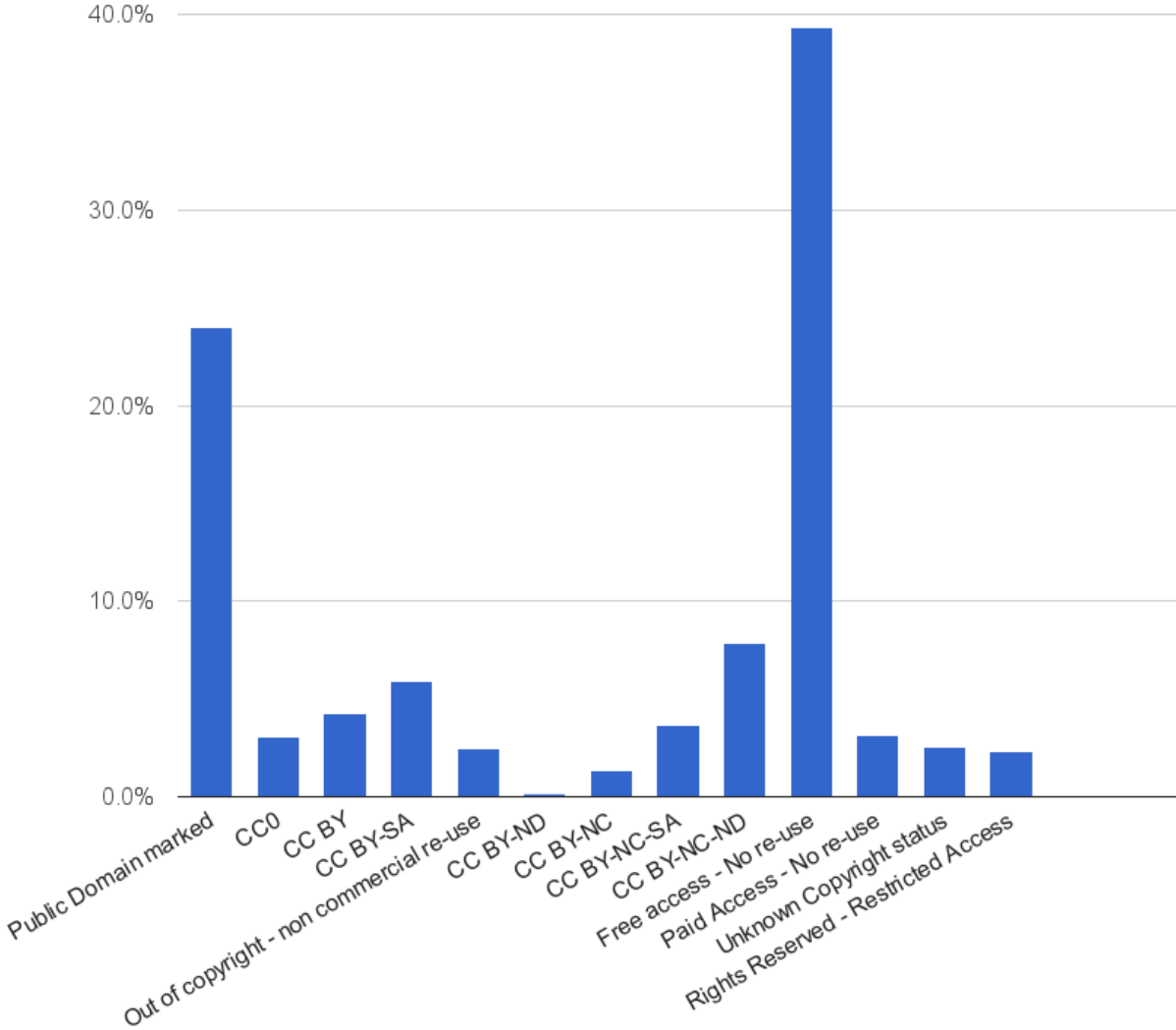


Figure 4. Europeana Content by Copyright Status

Rights statement	Total April 2016	Percentage	Difference with March 2016 publication
Open for re-use (with attribution)			
Public marked Domain	12752355	24.01%	6839
CC0	1623211	3.06%	-1
CC BY	2275131	4.28%	698454
CC BY-SA	3125867	5.89%	-136890
Subtotal	19,776,564	37.24%	568402
Open for re-use with restrictions			
Out of copyright - non commercial re-use	1317831	2.48%	-5
CC BY-ND	85229	0.16%	0
CC BY-NC	701900	1.32%	-4764
CC BY-NC-SA	1927790	3.63%	4258
CC BY-NC-ND	4153078	7.82%	25761
Subtotal	8185828	15.41%	25250
Subtotal re-use	27,962,392	52.65%	593652
No re-use			
Free access - No re-use	20896299	39.35%	201098
Paid Access - No re-use	1652634	3.11%	0
Unknown Copyright status	1333808	2.51%	-13064
Rights Reserved - Restricted Access	1249112	2.35%	0
No copyright status	11114	0.02%	-4
Subtotal	25142968	47.35%	188030
Total	53,105,360	100.00%	781,682

Content in Europeana by Type

	IMAGE	TEXT	SOUND	VIDEO	3D	Total
All	28779752	22342844	839338	1117645	25393	53,104,972

Geodata in Europeana by Data Provider TOP 30

Data Provider	Total Geodata	Total	%
Muis -Museums Public Portal	22324	22324	100.00%
clMeC - Institutul de Memorie Culturală	8112	8112	100.00%
Thyssen-Bornemisza Museum	563	563	100.00%
Biblioteca Nazionale Centrale di Firenze	33	33	100.00%
3D ICONS	5853	5863	99.83%
MUSIT	69153	70532	98.04%
Irish Manuscripts Commission	44847	45795	97.93%
Europeana 1989	6498	6782	95.81%
EuropeanaLocal Romania	6440	6840	94.15%
Institut de Cultura de Barcelona (ICUB)	51785	55106	93.97%
Europeana 280	279	306	91.18%
CARARE	+2028898	2239684	90.59%
Bulgariana	414	521	79.46%
EFG - The European Film Gateway	450414	594144	75.81%
EUScreen Project	29901	40182	74.41%
Filmoteca de Catalunya	1223	1752	69.81%
Hispana	1635217	2414994	67.71%
DIZI	4994	7731	64.60%

ASSETS	81305	128875	63.09%
EuroPhoto	502633	797218	63.05%
Deutsche Digitale Bibliothek	622577	998924	62.32%
Регионална библиотека ПЕНЧО СЛАВЕЙКОВ - Варна / Public Library - Varna	32751	53874	60.79%
Médiathèque Valais - Martigny	7905	13022	60.70%
KAMRA	7108	11906	59.70%
LoCloud	1176704	2011733	58.49%
EAGLE	183776	316385	58.09%
Národní muzeum, National Museum, Czech Republic	1802	3126	57.65%
EuropeanaTravel	3556	6384	55.70%
Europeana development	5	9	55.56%
Rijksmuseum	99964	180602	55.35%
Other	34161246	8692940	25,4%
Total	49941242	15779996	31.6%