



Europeana Foundation Governing Board Meeting

16 November 2016
16h30 – 18h00 CET
Teleconference Call

Content Report

Action proposed: For information and Q&A

Circulation:

Europeana Foundation Governing Board Members & Observers

Classification:

Public





Europeana – Core Service Platform

CONTENT REPORT - OCTOBER 2016

Revision	1.0
Date of submission	27 October 2016
Author(s)	Kirsten de Hoog, Henning Scholz
Dissemination Level	Public



Co-financed by the European Union
Connecting Europe Facility

REVISION HISTORY AND STATEMENT OF ORIGINALITY

Revision History

Revision No.	Date	Author	Organisation	Description
1	27/10/2016	Kirsten de Hoog, Henning Scholz	EF	Final draft

Statement of originality:


This deliverable contains original unpublished work except where clearly indicated otherwise. Acknowledgement of previously published material and of the work of others has been made through appropriate citation, quotation or both.

The sole responsibility of this publication lies with the author. The European Union is not responsible for any use that may be made of the information contained therein.

Table of Contents

Summary	4
Overview	4
Content in Europeana by Country Top 15	5
Content in Europeana by Data Provider Top 15	7
Europeana Publishing Framework	9
Content in Europeana by Copyright Status	10
Content in Europeana by Type	11

Summary

Highlights in October 2016	
	<ul style="list-style-type: none"> ● From the 5th of September 2016 to the 27th of October 2016, 63 datasets were processed, including new collections and updates; the total amount of records increased by 122,225. ● More than 20,000,000 records are open for re-use without restrictions. ● Records from providers like SOCH are being improved by cleaning the metadata. ● As a result of the TEL migration, new providers like the Slovenian National E-content Aggregator and The National Bibliographic Office of Malta are providing data. ● Some inactive providers with broken links have been cleaned up. ● A re-index of the Europeana database is almost completed, which among others migrated 26,021,235 records to the new rights statements from rightsstatements.org (new rights statements not yet included in this report). This also completes one of the outstanding actions from the rights labelling campaign to complete the retirement of the Rights Reserved – Restricted Access rights statement.

Overview

Currently Europeana Collections and the Europeana APIs feature content from 36 countries in 34 languages across more than 3,700 data providers. In total there are **53,604,836** objects available in Europeana Collections. Several partners have submitted new or updated metadata to Europeana in the last month, including Europeana Sounds, Slovenian National E-content Aggregator, OpenUp!, SOCH, The European Library, and The National Bibliographic Office of Malta.

In line with the Europeana Foundation’s business plan 2016 and working towards its strategic plan 2015-2020, Europeana is working on improving the richness and the quality of the metadata present in the Europeana repository. This is being achieved by asking Europeana’s partners to review the presence, quality and consistency of metadata fields, such as the description, title, date (created or issued), coverage (spatial or temporal). In addition to this Europeana is focusing on increasing the number of digital objects labelled with rights statements that enable re-use, and also on the provision of direct links to media files of high quality.

It is obvious that we have not published a lot of new data over the last few months. One reason for that is the regular cleanup work of the database incl depublication of broken datasets. However, we also encountered some problems with tools that reduced our ability to process and publish. The re-indexing of the Europeana database required a stop of publication for about three weeks and contributed to the low increase of data. Therefore, no examples of new high quality content are provided this time.

Content in Europeana by Country Top 15

Looking at the country division of metadata throughout the **53,604,836** digital objects available in Europeana.eu, the contribution by country is now more equally distributed across the partners. Germany, France, the Netherlands, Spain, Sweden, Italy and United Kingdom provided the majority of the content in Europeana.eu. Countries contributing less than one per cent of the content are Portugal, Slovenia, Switzerland, Slovakia, Lithuania, Luxembourg, Israel, Malta, Russia, Bulgaria, Romania, Latvia, Turkey, Serbia, Cyprus, Croatia, Iceland, United States of America and Ukraine.

Country	Total October 2016	Percentage	Difference with August 2016
Other	4,874,900	9.09%	23,623
Netherlands	6,354,355	11.85%	12,931
Germany	5,546,654	10.35%	-9,064
Norway	5,313,006	9.91%	630
France	4,817,886	8.99%	50,101
Spain	4,531,649	8.45%	0
Italy	4,240,130	7.91%	0
United Kingdom	4,116,396	7.68%	39,509
Sweden	3,919,253	7.31%	1
Poland	2,027,411	3.78%	0
Austria	2,024,132	3.78%	0
Denmark	1,622,127	3.03%	0
Belgium	1,415,779	2.64%	0
Finland	1,068,944	1.99%	0
Hungary	977,457	1.82%	4,628
Europe	754,757	1.41%	-134
Total	53,604,836	100.00%	122,225

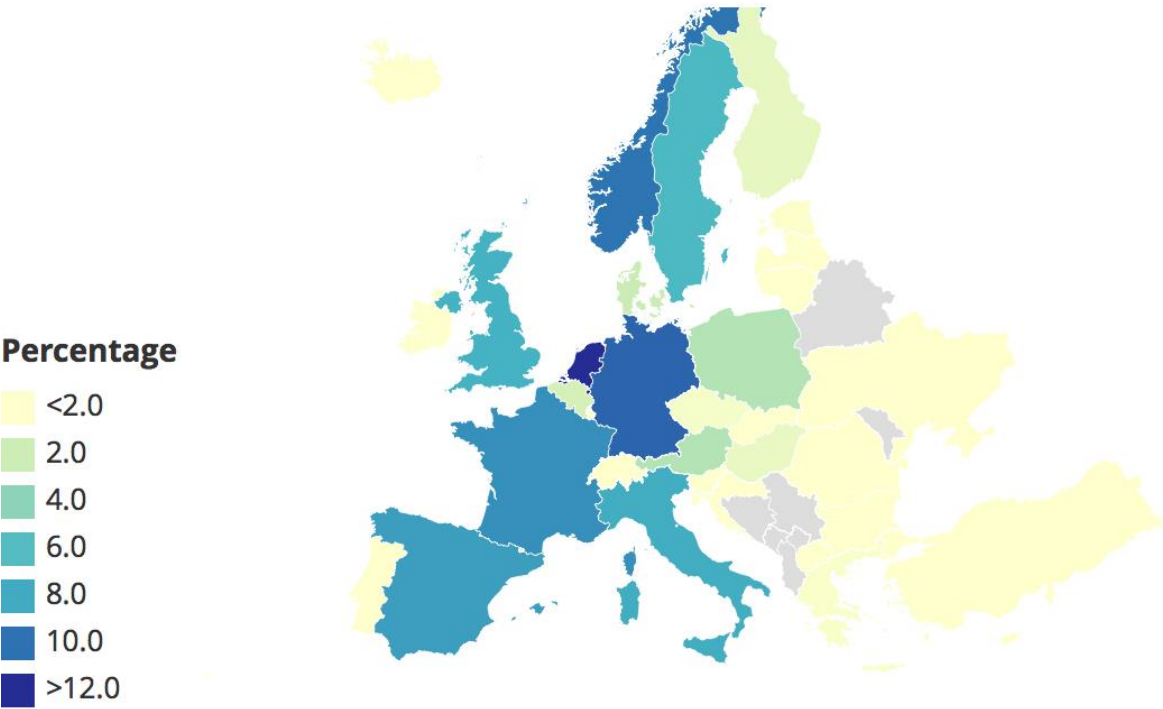


Figure 1. Content in European languages by country

Content in Europeana by Data Provider Top 15

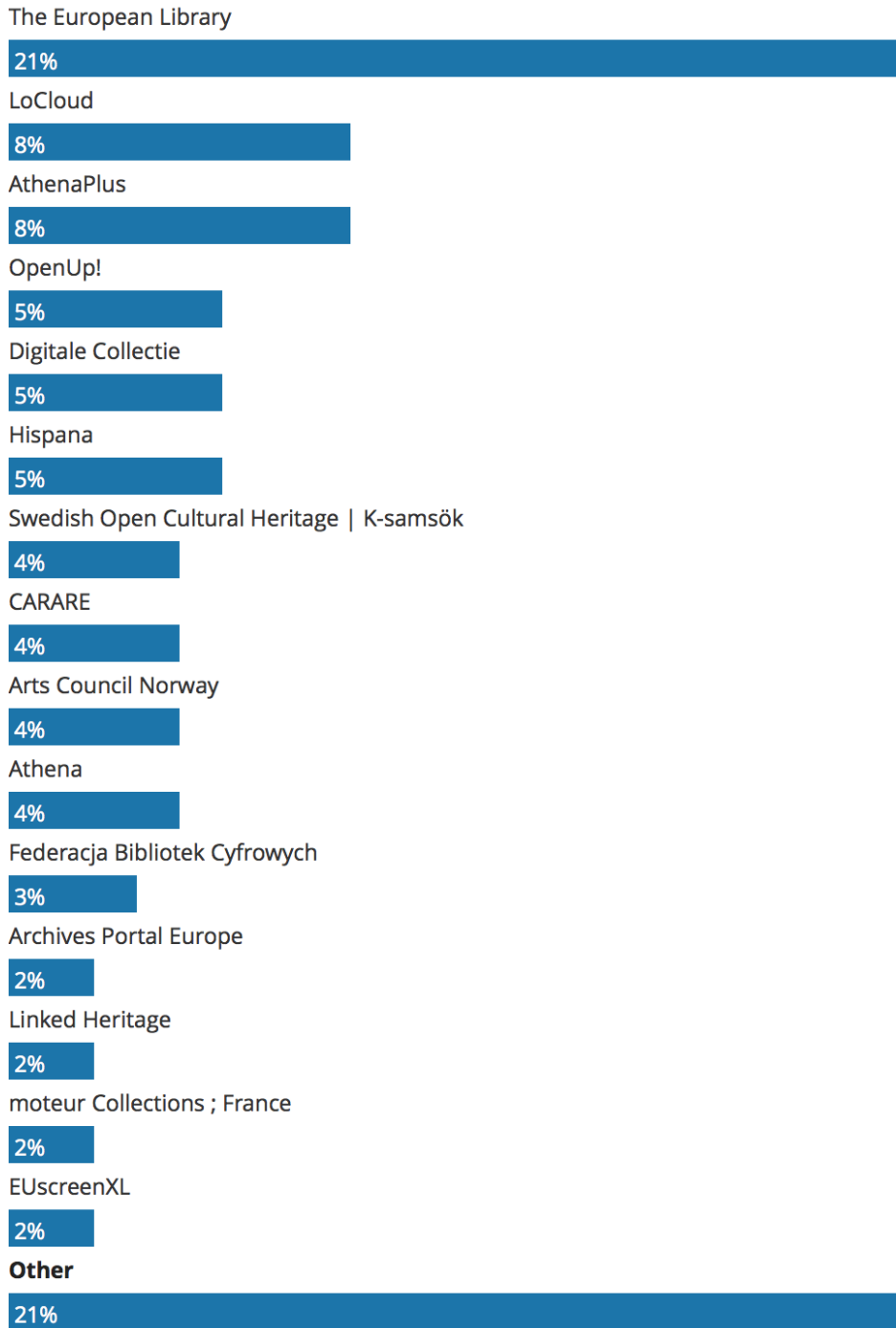


Figure 2. Europeana Content by Data Provider Top 15

CONTENT REPORT – OCTOBER 2016

Data Provider	Total October 2016	Percentage	Difference with August 2016
The European Library	11,232,293	21%	-99,253
LoCloud	4,416,826	8%	0
AthenaPlus	4,065,598	8%	0
OpenUp!	2,888,481	5%	25,124
Digitale Collectie	2,613,993	5%	0
Hispana	2,414,742	5%	0
Swedish Open Cultural Heritage K-samsök	2,344,603	4%	1
CARARE	2,228,617	4%	0
Arts Council Norway	2,078,037	4%	0
Athena	1,926,646	4%	0
Federacja Bibliotek Cyfrowych	1,503,001	3%	0
Archives Portal Europe	1,325,834	2%	0
Linked Heritage	1,249,069	2%	-9,879
moteur Collections ; France	1,010,847	2%	5,220
EUScreenXL	1,005,627	2%	3,156
Other	11300,619	21%	197,853
Total	53,604,833	100%	122,222

Europeana Publishing Framework

Improve data quality: we aim to add at least 2.5 million records to tier 2, 3 or 4 of the Europeana Publishing Framework (target for 2016 are 7.75 million).

Tier	Total Oct 2016	Percent	Difference with Sep 2016
Total	53,604,836	100%	28,378
Tier 1 ¹	31,171,744	58.15%	11,199
Tier 2	3,318,515	6.19%	-452,609
Tier 3	2,147,906	2.15%	-33,628
Tier 4	3,455,223	6.45%	-221,998
Tier 2-4	8,921,644	16.64%	-708,235

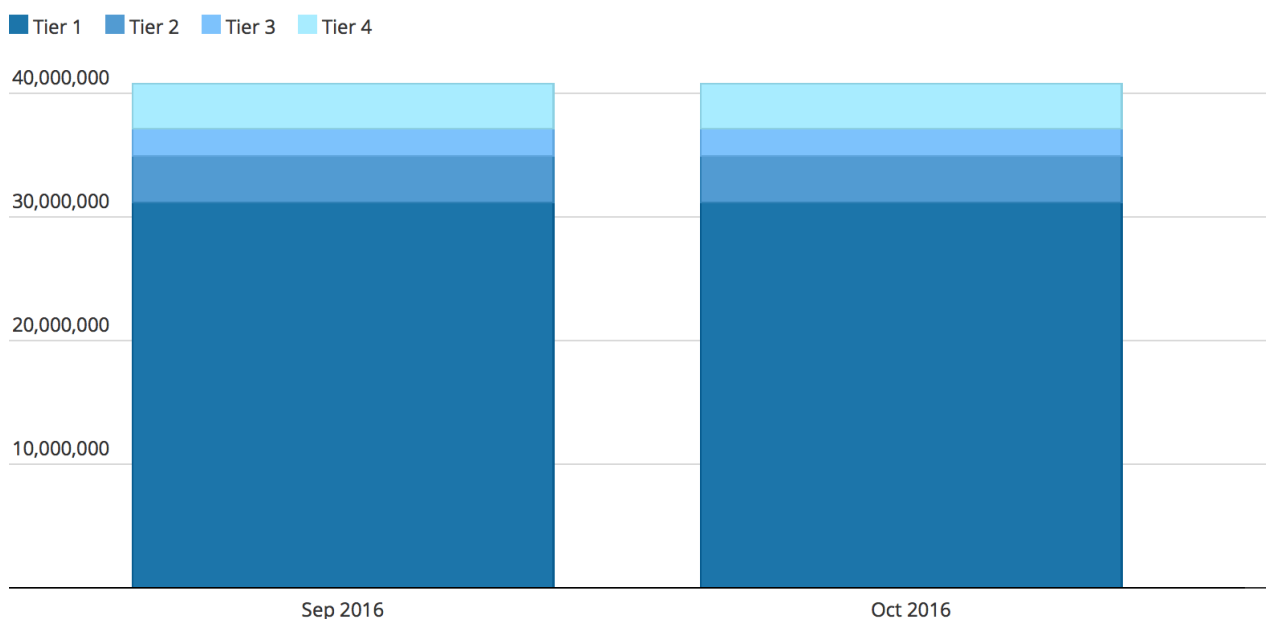


Figure 3. Europeana Content by Europeana Publishing Framework compliance.

¹ Tier 1 is currently calculated assuming thumbnails are mandatory for image collections. Although this is what the Europeana Publishing Framework suggests it does not correspond to reality of the Europeana database. We are currently working on how to get there, but also we work on how to tweak the API queries we use to generate the numbers to better illustrate what we consider is compliant with Tier 1.

Content in Europeana by Copyright Status

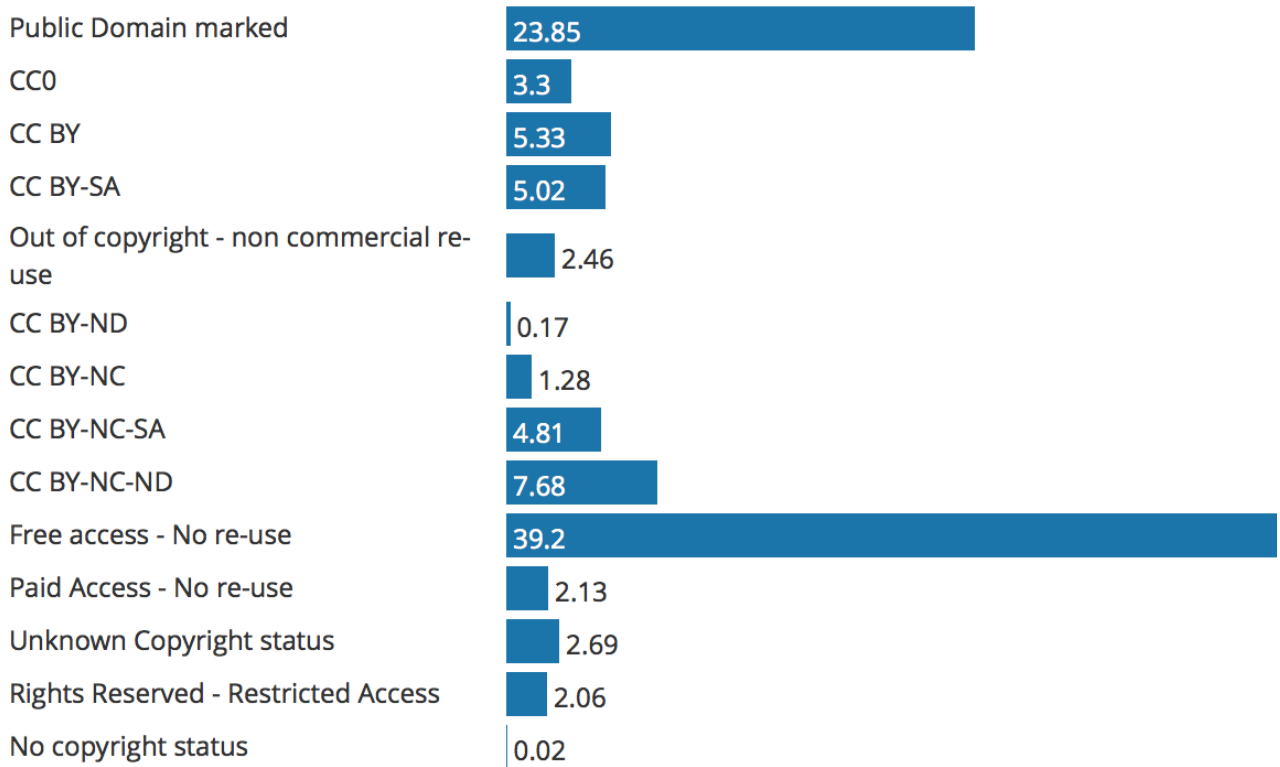


Figure 4. Europeana Content by Copyright Status.

Rights statement ²	Total October 2016	Percentage	Difference with August 2016 publication
Open for re-use (with attribution)			
Public Domain marked	12,783,258	23.85%	18,760
CC0	1,771,621	3.30%	-16,375
CC BY	2,855,483	5.33%	3,676
CC BY-SA	2,688,288	5.02%	2,759
Subtotal	20,098,650	37.49%	8,820
Open for re-use with restrictions			
Out of copyright - non commercial re-use*	1,317,839	2.46%	0
CC BY-ND	93,749	0.17%	630
CC BY-NC	685,204	1.28%	10,873
CC BY-NC-SA	2,577,771	4.81%	3,355
CC BY-NC-ND	4,117,705	7.68%	860
Subtotal	8,792,268	16.40%	15,718
Subtotal re-use	28,890,918	53.90%	24,538
No re-use			
Free access - No re-use*	21,012,749	39.20%	223,320
Paid Access - No re-use*	1,144,038	2.13%	7,189
Unknown Copyright status*	1,442,380	2.69%	122
Rights Reserved - Restricted Access*	1,104,229	2.06%	0
No copyright status	10,523	0.02%	-132,944
Subtotal	24,713,920	46.10%	97,687
Total	53,604,838	100.00%	122,225

² Rights statements with an asterisk are migrated to the rightsstatements.org right statements (http://pro.europeana.eu/files/Europeana_Professional/IPR/rightsstatements-org-factsheet.pdf), which will be deployed in early November on Europeana Collections.

Content in Europeana by Type

	IMAGE	TEXT	SOUND	VIDEO	3D	Total
All	29,333,060	22,577,634	546,872	1,122,747	24,523	53,604,836