



Europeana Foundation Governing Board Meeting

Paper 10A
Public

6 April 2017
16h30 – 18h00 CEST
[Teleconference Call-in Instructions](#)

Content Report

Action proposed: For information and Q&A

Circulation:

Europeana Foundation Governing Board Members & Observers

Classification:

Public



Europeana – Core Service Platform

CONTENT REPORT - MARCH 2017

Revision	1.0
Date of submission	3 April 2017
Author(s)	Pierre-Edouard Barrault, Henning Scholz
Dissemination Level	Public

REVISION HISTORY AND STATEMENT OF ORIGINALITY

Revision History

Revision No.	Date	Author	Organisation	Description
1	03/04/2017	Pierre-Edouard Barrault, Henning Scholz	EF	Final draft

Statement of originality:

This deliverable contains original unpublished work except where clearly indicated otherwise. Acknowledgement of previously published material and of the work of others has been made through appropriate citation, quotation or both.

The sole responsibility of this publication lies with the author. The European Union is not responsible for any use that may be made of the information contained therein.

Table of Contents

Summary	4
Overview	4
Content in Europeana by Country Top 15	5
Content in Europeana by Data Provider Top 15	7
Europeana Publishing Framework	9
Content in Europeana by Copyright Status	10
Content in Europeana by Type	12

Summary

Highlights since January 2017



- From the 7th of January 2017 to the 31st of March 2017, 173 datasets were processed, including new collections and updates; the total amount of records increased by 222.924.
- More than 38% of Europeana Collections is open for re-use without restrictions.
- Fashion Collection has been launched, and updates related to Sound Collection have ended, according to the conclusion of this program.
- The Poetry Campaign has started, with the result of providers sending data updates regarding related content.
- Some inactive providers with broken links have been cleaned up.
- Extensive mapping and processing jobs are currently in progress in order to update and extend data from BHL Europe, while the Victoria and Albert Museum API is currently under investigation for direct harvesting (and therefore implementing this new data in Europeana).

Overview

Currently Europeana.eu features content from 44 countries in 39 languages across more than 3,330 data providers. In total there are **54.358.074** objects available in Europeana.eu. Several partners have submitted new or updated metadata to Europeana in the last months, including the Instituto del Patrimonio Cultural, OpenUp!, BHL Europe, the Slovenian National Aggregator, EUscreenXL, PartagePlus and Europeana Space.

In line with the Europeana Foundation's business plan and working towards its strategic plan 2015-2020, Europeana is working on improving the richness and the quality of the metadata present in the Europeana repository. This is being achieved by asking Europeana's partners to review the presence, quality and consistency of metadata fields, such as the description, title, date (created or issued), coverage (spatial or temporal). In addition to this Europeana is focusing on increasing the number of digital objects labelled with rights statements that enable re-use, and also on the provision of direct links to media files of high quality.

Quality improvements have a very high priority and together with our partners we invest a lot in moving collections up the tiers of the Europeana Publishing Framework or improve metadata quality to improve discoverability of collections in Europeana. In addition to lots of planning work and content analysis we also achieve very good results, which these examples should illustrate:

- In the context of the Poetry Campaign, Iceland has changed rights from In Copyright to Public Domain, and NL Zagreb updated its set with poems labeled as Public Domain ;
- The EFashion sets were improved with more specific values/layout for dc:creator fields ;
- Improvements of datasets from the Slovenian National Aggregator (lang attributes, more specific fields, institutions label normalisation) ;
- Working to fix duplicates between PartagePlus-Cyfrowych and PartagePlus - Arts Council Norway ;
- Publishing dataset Dutch Labour Party after a lot of negotiation on rights and higher image size.

Content in Europeana by Country Top 15

Looking at the country division of metadata throughout the **54,135,150** digital objects available in Europeana.eu. Germany, France, the Netherlands, Spain, Sweden, Italy and United Kingdom provided the majority of the content in Europeana.eu. Countries contributing less than one per cent of the content are Portugal, Slovenia, Switzerland, Slovakia, Lithuania, Luxembourg, Israel, Malta, Russia, Bulgaria, Romania, Latvia, Turkey, Serbia, Cyprus, Croatia, Iceland, United States of America and Ukraine.

Country	Total January 2017	Percentage	Difference with October 2016
Other	4.406.217	8,44%	-164.030
Netherlands	6.236.918	11,47%	-21.084
Germany	5.830.910	10,73%	200.800
France	5.826.391	10,72%	1.225
Norway	5.365.970	9,87%	205
Spain	4.691.052	8,63%	109.166
Italy	4.059.292	7,47%	2.936
Sweden	3.694.510	6,80%	20.166
United Kingdom	3.436.749	6,32%	2.498
Poland	2.672.092	4,92%	0
Austria	2.140.620	3,94%	46.223
Denmark	1.622.612	2,99%	149
Belgium	1.509.826	2,78%	2.689
Finland	1.068.944	1,97%	0
Hungary	990.459	1,82%	0
Europe	805.512	1,42%	32.849
Total	54.358.074	100.00%	222.924

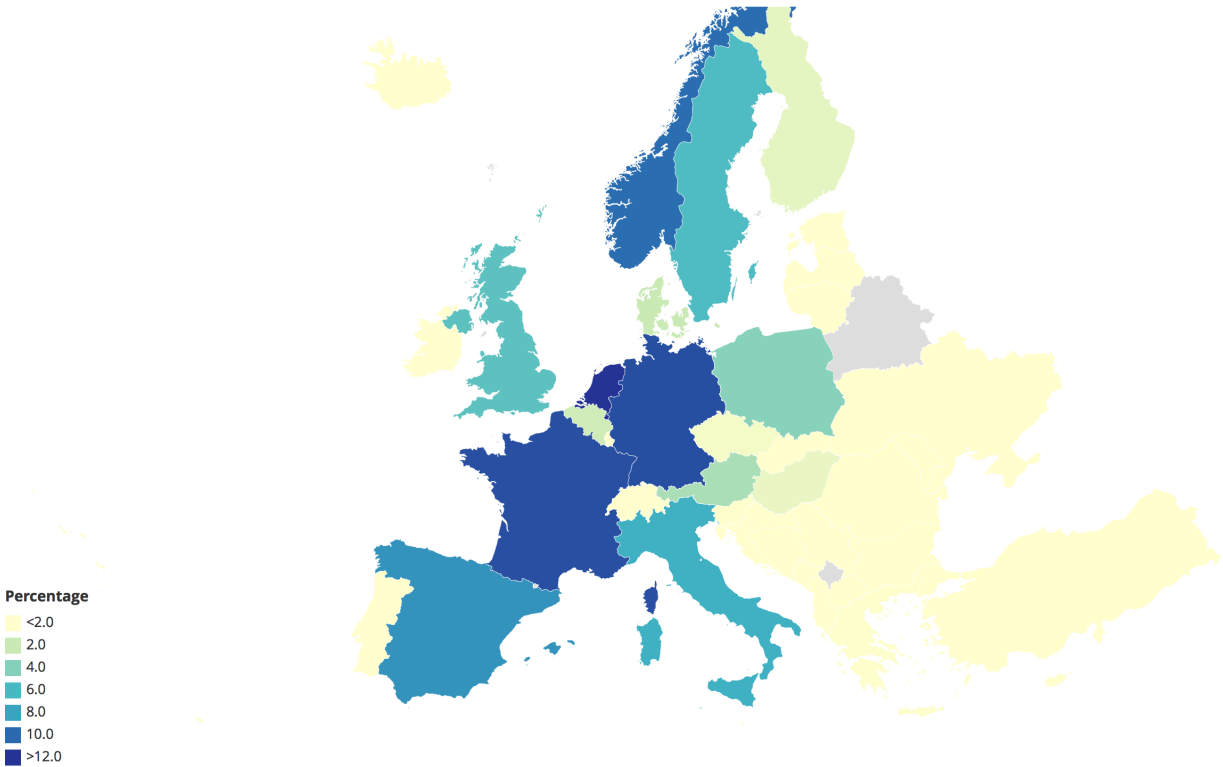
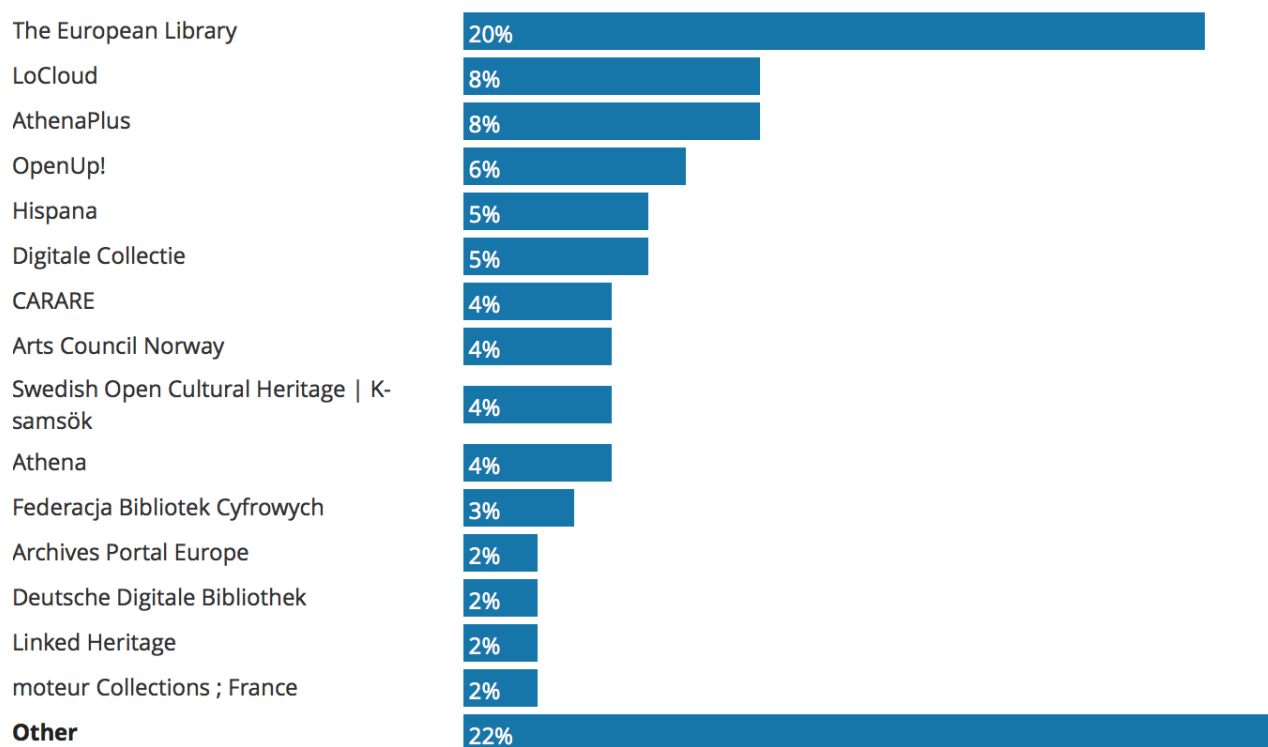


Figure 1. Content in Europeana by country

Content in Europeana by Data Provider Top 15

Figure 2. Europeana Content by Data Provider Top 15



Data Provider	Total March 2017	Percentage	Difference with January 2017
The European Library	10545747	20%	-599
LoCloud	4411979	8%	164
AthenaPlus	4051735	8%	60
OpenUp!	3209401	6%	18592
Hispana	2566692	5%	109181
Digitale Collectie	2425548	5%	-26892
CARARE	2224851	4%	-3766
Arts Council Norway	2123096	4%	205
Swedish Open Cultural Heritage K-	2118542	4%	20166
Athena	1926646	4%	0
Federacja Bibliotek Cyfrowych	1503001	3%	0
Archives Portal Europe	1329452	2%	0
Deutsche Digitale Bibliothek	1276193	2%	200641
Linked Heritage	1059887	2%	-27586
moteur Collections ; France	1010165	2%	0
Other	11748742	22%	-890272
Total	53531677	100%	-600106

Europeana Publishing Framework

Improve data quality: we aim to add at least 2.8 million records to tier 2, 3 or 4 of the Europeana Publishing Framework in Europeana DSI-2 (target for end of August 2017 is 11,837,914).

Tier	Total March 2017	Percentage	Difference with January 2017
Total	54,358,074	100%	224,593
Tier 1	46,125,604	85%	0
Tier 2	3,514,355	6.5%	-157,298
Tier 3	1,322,583	2.4%	106,244
Tier 4	3,395,532	6.2%	-3,636
Tier 2-4	8,232,470	15.1%	-54,690

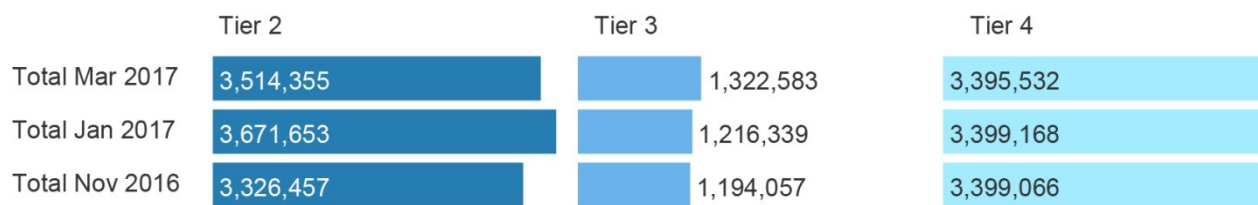


Figure 3. Europeana Content by Europeana Publishing Framework compliance.

Content in Europeana by Copyright Status

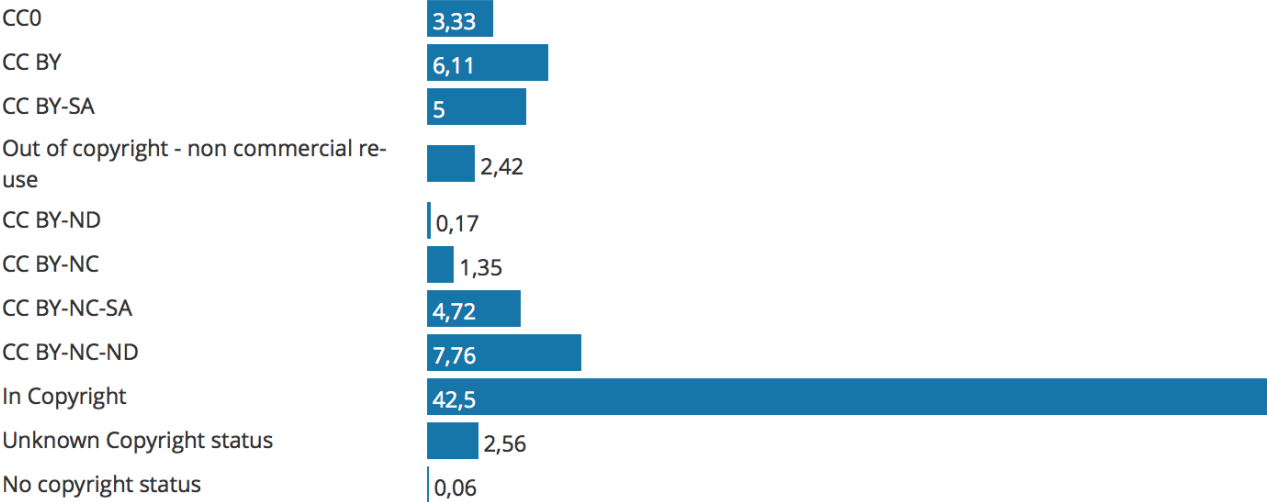


Figure 4. Europeana Content by Copyright Status.

Rights statement	Total March 2017	Percentage	Difference with January 2017 publication
Open for re-use (with attribution)			
Public Domain marked	13,242,191	23,96%	-210996
CC0	1,819,939	3,33%	-8551
CC BY	3,196,382	6,11%	125797
CC BY-SA	2,731,612	5,00%	-10741
Subtotal	20,990,124	38,41%	-104491
Open for re-use with restrictions			
No Copyright - Non-Commercial Use Only	1,317,939	2,42%	0
CC BY-ND	93,804	0,17%	357
CC BY-NC	723,127	1,35%	8949
CC BY-NC-SA	2,562,639	4,72%	3649
CC BY-NC-ND	4,085,009	7,76%	137178
Subtotal	8,782,518	16,43%	150133
Subtotal re-use	29,772,642	54,84%	45642
No re-use			
In Copyright	22,892,212	42,50%	216796
Copyright Not Evaluated	1,424,341	2,56%	-34802
No copyright status	19,743	0,06%	10475
Subtotal	24,380,845	45,16%	177470
Total	54,153,487	100,00%	223112

Content in Europeana by Type

	IMAGE	TEXT	SOUND	VIDEO	3D	Total
All	30116035	22359563	726392	1131440	24644	54358074