

Europeana Portal Image Preview Policy

This policy has been developed to as part of the initiative to improve the features and functionality of the Europeana portal by improving aspects of the data submitted. This document specifies the standards for the source images that should be provided for the creation of small images for use in the portal and explains how they are used. The earlier document “Thumbnails in Europeana Portal” should no longer be used for reference.

To give users a preview of the objects they have found and to make an attractive interface to the portal, Europeana creates images in two sizes from the objects providers submit. If the user is not to be disappointed these small images must be of a reasonable quality. They are generated from the source images whose links are provided in the metadata and the small images resulting are cached in the Europeana system. Note that no high quality or large format source objects are stored in the Europeana system.

What sort of images should be provided as the source?

The URL of a source image from which Europeana can generate the required small images should be provided in the `edm:object` element. This may be the same URL as given in `edm:isShownBy`.

This URL must link directly to an object which:

1. Is an image file (e.g. <http://www.server.org/image.jpeg>) and NOT an image embedded within a webpage.
2. Has a width of at least 200px
3. Is ideally a jpg file (or another image format supported by ImageMagick¹)
4. Alternatively is a pdf, in which case the images will be created from the first page of this pdf. (Providers should ensure that the first page is a suitable image and not a blank page or a page containing the colour scales etc.)

¹ Supported file formats of ImageMagick <http://www.imagemagick.org/script/formats.php>



Providers should not supply a link to an image that is itself already the size of a thumbnail as this produces very poor quality results when it is used in the portal functions described. Created thumbnails must never contain other thumbnails in their header. The aspect ratio of the original image linked to in `edm:object` must always be preserved. Also, the source image should not have a watermark nor should it be a local default thumbnail image as these do not give a good result.

How are the small images used in the Europeana portal?

Two types of images are created and cached known as **briefDoc** and **fullDoc**. These are then further manipulated in size to fit the places where they will appear in the portal.

briefDoc image:

- Height=180 pixels
- If the image provided is smaller than 180px it is scaled up to 180px
- If the image provided is larger than 180px it is scaled down to 180px

fullDoc image:

- Width=200 pixels
- If the image provided is smaller than 200px it remains unchanged
- If the image provided is larger than 200px it is scaled down to 200px

What is the Europeana process for creating the images?

Using the link provided in the `edm:object` metadata element the source image is accessed. ImageMagick software is used to create the two small images described previously. To enable a rapid presentation to the user the newly created images are cached. The source image is not cached or stored anywhere in the system.

Which image format is used for which function in the portal?






Function	type of cached image (brief/fullDoc)	Image size
Home page carousel		Width 70*
Search results page > brief display > gallery view	briefDoc	briefDoc size
Search results page > brief display > list view	briefDoc	Height 50*
Search results page > full display	fullDoc	Width 200
Search results page > full display > related content	briefDoc	width 25 and cropped square

* Either width or height is set to a specific value to fit the portal layout and the other value scaled accordingly. Both values cannot be controlled together.



What happens if a provider cannot provide an image meeting these specifications?

Where no link can be provided to a suitable source image then Europeana uses a default image corresponding to the type of object as specified in `edm:type`. A results page with a large number of these default images gives a poor user experience and future policy may be to rank objects with proper images higher in the search results than objects with only a default image.

Default images for object types	Corresponding Europeana type
	Text
	Image
	Video
	Sound
	3D